




LITHIUM-ION RECHARGEABLE BATTERY

**PRODUCT DATA SHEET
MODEL INR-18650-P28A**

CELL CHARACTERISTICS

Capacity	Typical	2800 mAh 10.3 Wh
	Minimum	2700 mAh 9.56 Wh
Cell Voltage	Nominal	3.6 V
	Charge	4.2 V
	Discharge	2.5 V
Charge Current	Standard	2.8 A
	Maximum	8.4 A
Charge Time	Standard	1.5 hr
Discharge Current	Maximum	35 A
Internal Resistance	AC (1 KHz)	20 mΩ (Max)
	DC (10A/1s)	20 mΩ
Ambient Temperature	Charge	0°C to 60°C
	Discharge	-40°C to 60°C
Energy Density	Volumetric	589 Wh/l
	Gravimetric	219 Wh/kg

PHYSICAL CHARACTERISTICS



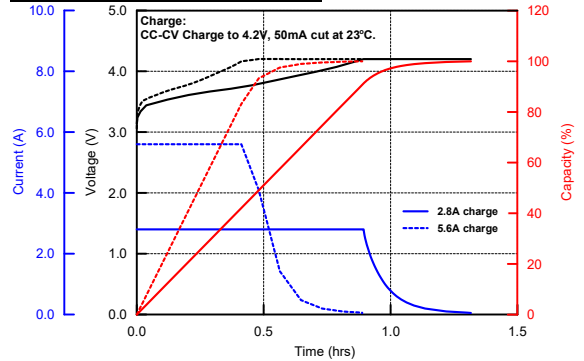
Shape	Cylindrical
Can	Steel
Diameter	18.6 mm (Max)
Height	65.2 mm (Max)
Weight	46 g (Typical)



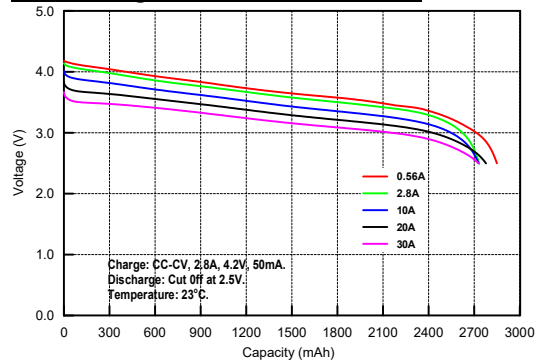
The information contained herein is for reference only and does not imply a performance guarantee or a product warranty. Specifications and characteristics are subject to change without prior notice.

For application specific information, please contact E-One Moli Energy Sales and Applications or the nearest MOLICEL® recognized agent.

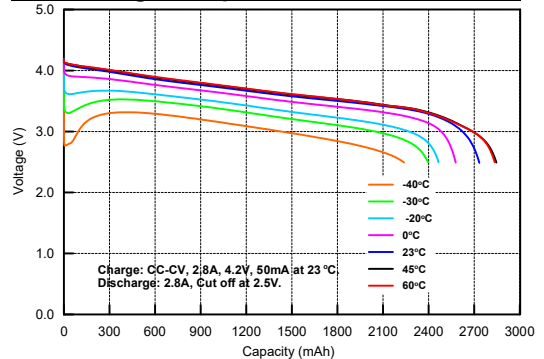
Charge Characteristics



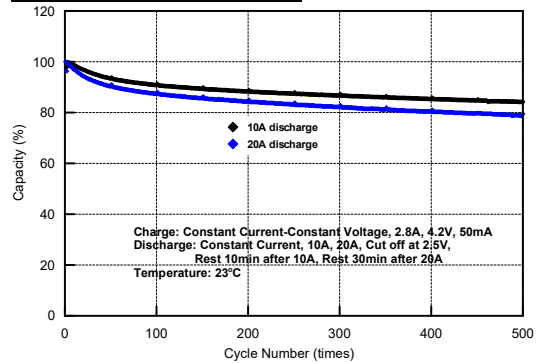
Discharge Rate Characteristics



Discharge Temperature Characteristics



Cycle Characteristics



Taiwan Facility
10 Dali 2nd Rd., Shan-Hwa,
Tainan City, Taiwan, R.O.C.
Tel: 886-6-505-0666
Fax: 886-6-505-0777
Mail to: service@molicel.com
<http://www.molicel.com>

Canada Facility
20 000 Stewart Crescent
Maple Ridge, BC, Canada, V2X 9E7
Tel: 1-604-466-6654
Fax: 1-604-466-6600
Mail to: molicel@molienergy.com
<http://www.molicel.com>

Headquarters
10F, 113, Sec.2, Zhung Shan N Rd.,
Taipei, Taiwan, R.O.C.
Tel: 886-2-2567-3500
Fax: 886-2-2567-6500